

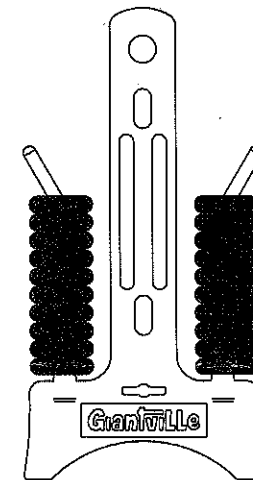
GIANT 4-IN-A-ROW

GAME PLAY INSTRUCTIONS

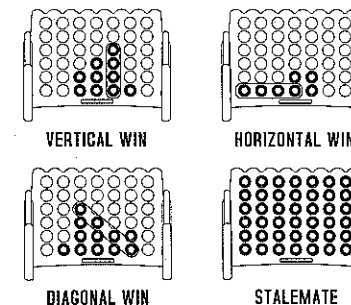
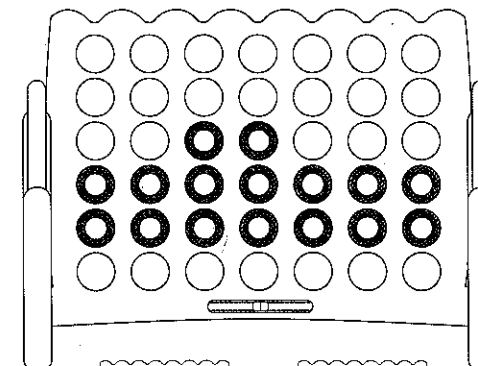
HOW TO WIN:

Be the first player to get four of your colored donuts in a row!
You can line them up horizontally, vertically or diagonally.

GETTING STARTED:



HOW TO PLAY:



1 Assemble board as shown on the Assembly Instructions page and position board between you and your opponent.

2 Each player must chose a different color. Players must gather all donuts of their color.

PICK WHO GOES FIRST!

This can be decided by a coin flip, rochambeau, or just agreeing to go first.

3 REMEMBER: IF YOU START THE FIRST GAME, YOUR OPPONENT GETS TO START THE SECOND GAME!

1 Starting with who goes first, each player will take turns placing ONE donut at a time into ANY of the slots at the top of the board.

Players continue taking turns until one player gets FOUR of their colored donuts in a row! They can be lined up horizontally, vertically, or diagonally.

In the event of a stalemate, and no one was able to make 4 in a row, an automatic re-match is necessary. THERE CAN ONLY BE ONE CHAMPION!


3 Play a new game by pulling the sliding lever at the base of the board to release the donuts. Replace the lever and PLAY AGAIN!

GIANT 4-IN-A-ROW

INSTRUCTIONS

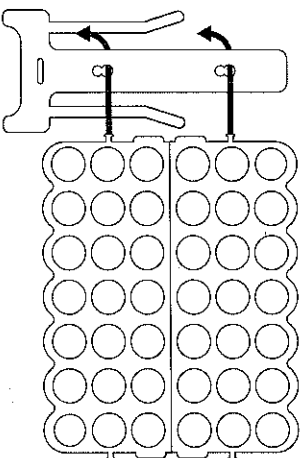
Step 1:

Bring body pieces together in a standing position



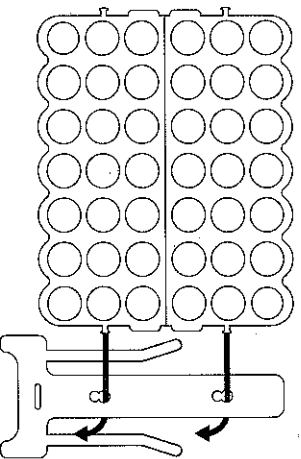
Step 2:

Connect one side by sliding into place.



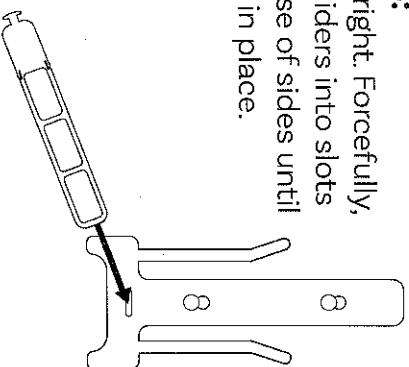
Step 3:

Flip over, repeat with other side.



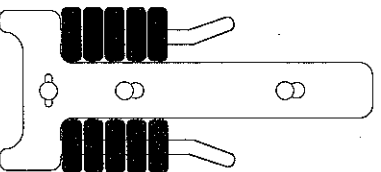
Step 4:

Turn upright. Forcefully, insert sliders into slots near base of sides until it clicks in place.




Step 5:

Put donuts on pegs.

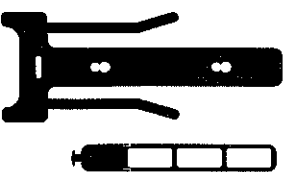
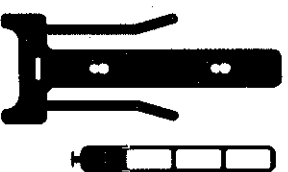


Step 6:


Beat all your friends.



PARTS INCLUDED:



○ X21 ○ X21



WARNING: Assembly, maintenance or dismantling must be undertaken by an adult. Use for intended purpose only.

Giantville
THE GIGANT LAND OF FUN